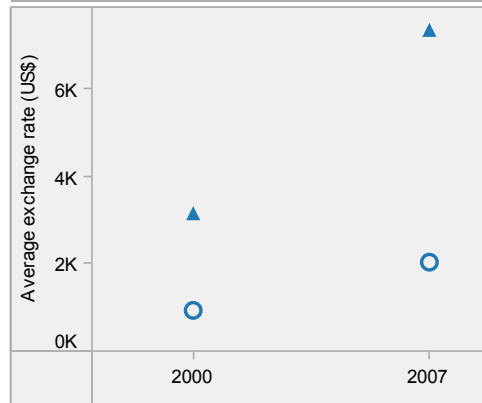


Norway: health profile

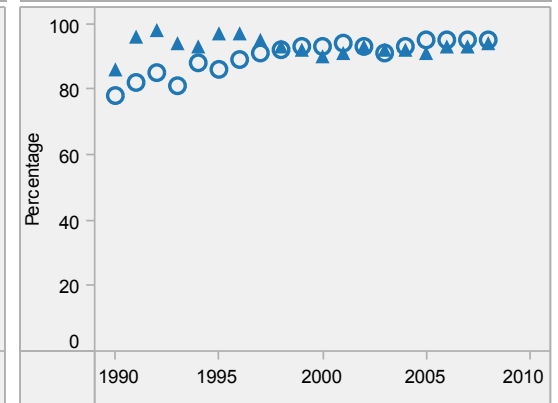
Selected indicators (2008)

		Country	Regional average	Global average	
General	Total population (thousands)	4 767	
	Population living in urban areas (%)	77	70	50	
	Gross national income per capita (PPP int. \$)	59 250	22 609	10 307	
Mortality and burden of disease	Life expectancy at birth (years)	Male	78	71	66
		Female	83	79	70
		Both sexes	81	75	68
	Healthy life expectancy at birth* (years)	Both sexes	73	67	59
	Adult mortality rate (per 1000 adults 15-59 years)	Both sexes	67	149	180
	Under-5 mortality rate (per 1000 live births)	Both sexes	3	14	65
	Prevalence of HIV** (per 1000 adults 15-49 years)		1	5	8
	Prevalence of tuberculosis (per 100 000 population)		3	39	170

Per capita total expenditure on health



DTP3 immunization among 1-year-olds



Norway is located in the WHO European Region.

Children aged under-5 stunted

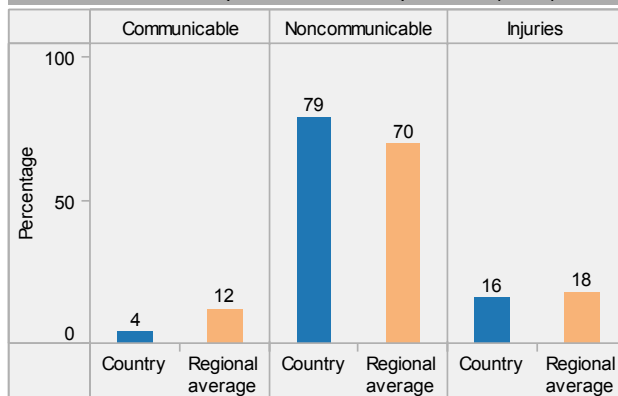
▲ Country
○ Regional average

* Data refers to 2007.

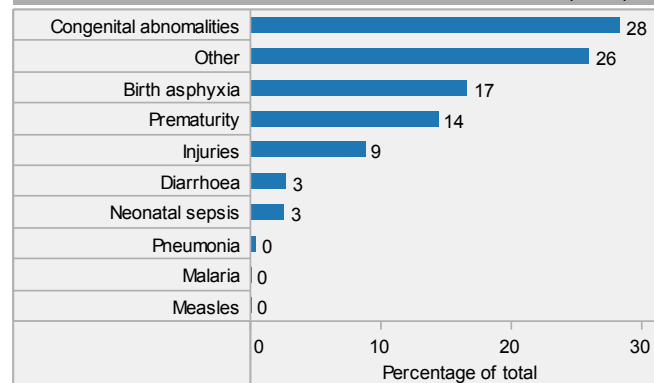
** Country data refer to 2007.

Last update: 13 August, 2010.

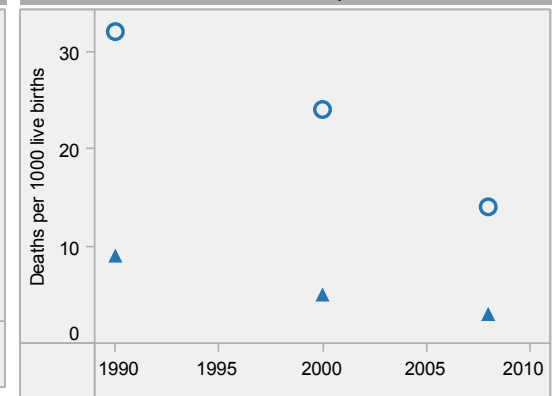
Distribution of years of life lost by causes (2004)



Distribution of causes of deaths in children under-5 (2008)



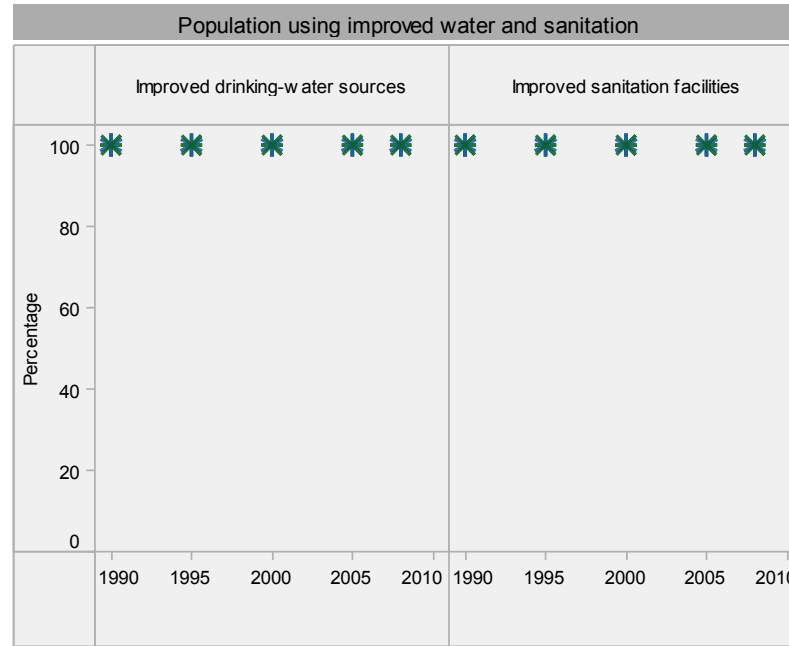
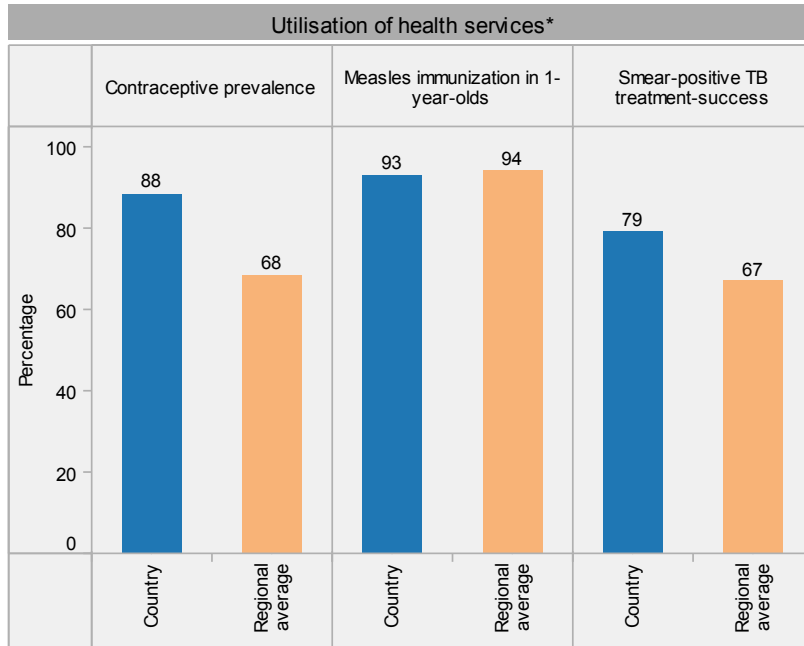
Under-5 mortality rate



Norway: health profile



Norway is located in the WHO European Region.

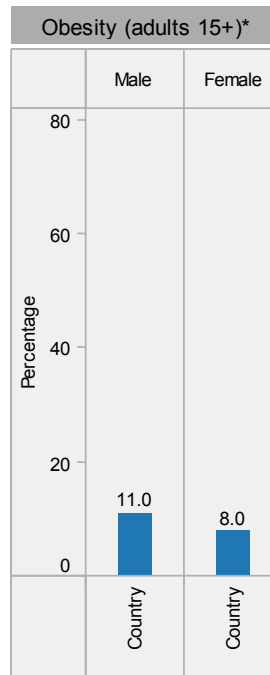
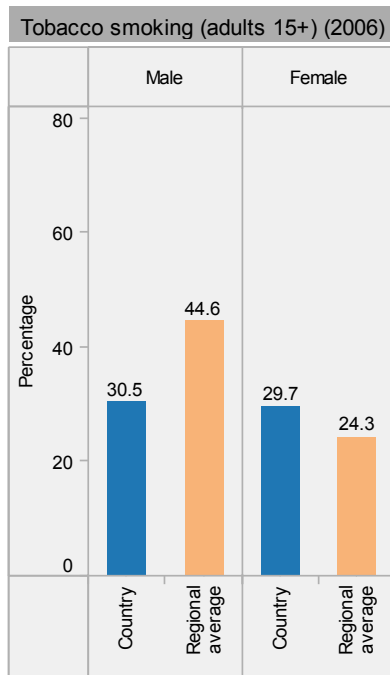
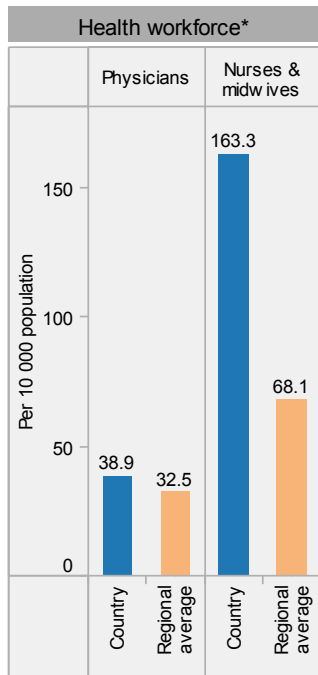


Place of residence
 X Urban
 * Total
 + Rural

* Data refer to latest year available from 2000. For specific years and references, visit the Global Health Observatory at www.who.int/gho.

** For data sources and years, see the World Health Statistics 2010.

Last update: 13 August, 2010.



Inequities in health service utilization**

Inequities in mortality**