

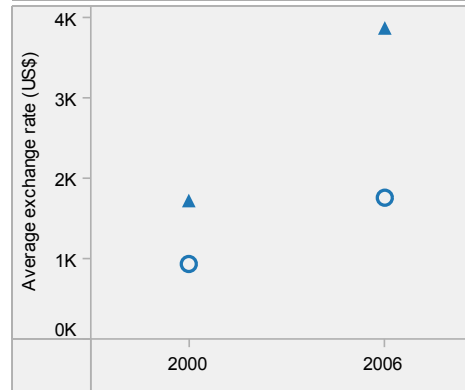
Ireland: health profile



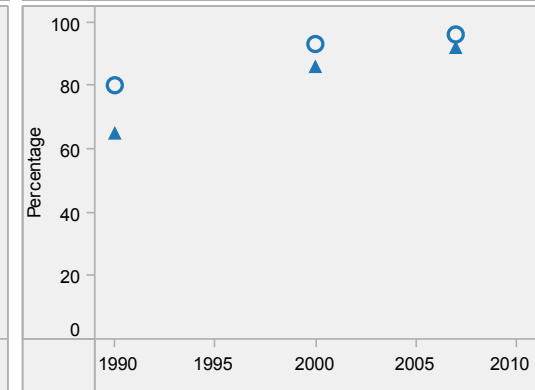
Selected indicators* (2007)

		Country	Regional average	Global average	
General	Total population (thousands)	4 301			
	Population living in urban areas (%)	61	70	49	
	Gross national income per capita (PPP int. \$)	37 090	21 612	9 872	
Mortality and burden of disease	Life expectancy at birth (years)	Male	77	70	65
		Female	82	78	70
		Both sexes	80	74	68
	Healthy life expectancy at birth (years)	Both sexes	73	67	59
	Adult mortality rate (per 1000 adults 15-59 years)	Both sexes	75	159	183
	Under-5 mortality rate (per 1000 live births)	Both sexes	4	15	67
	Prevalence of HIV among adults (per 100 000 adults 15 and older)		161	336	644
Prevalence of tuberculosis (per 100 000 population)		11	51	206	

Per capita total expenditure on health



DTP3 immunization among 1-year-olds



Ireland is located in the WHO European Region.

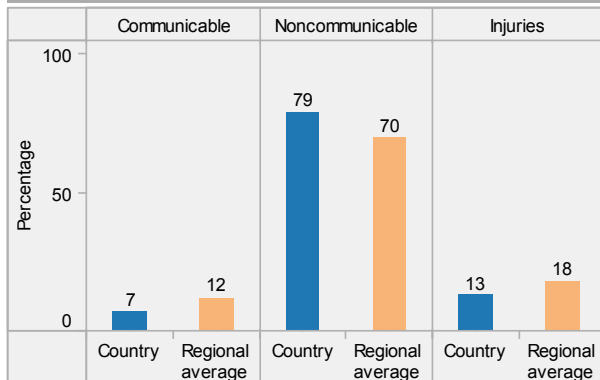
- ▲ Country
- Regional average

* For more information, visit the Global Health Observatory at www.who.int/gho.

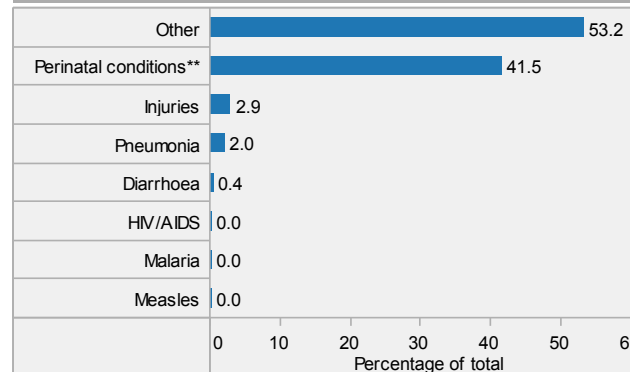
** Causes arising in the perinatal period as defined in the International Classification of Diseases, 10th Revision (ICD-10).

Children aged under-5 stunted

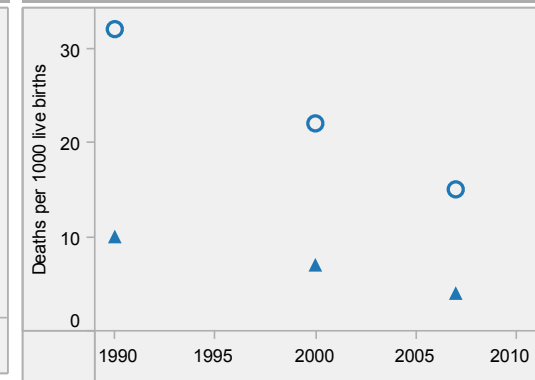
Distribution of years of life lost by causes (2004)



Distribution of causes of deaths in children under-5 (2004)



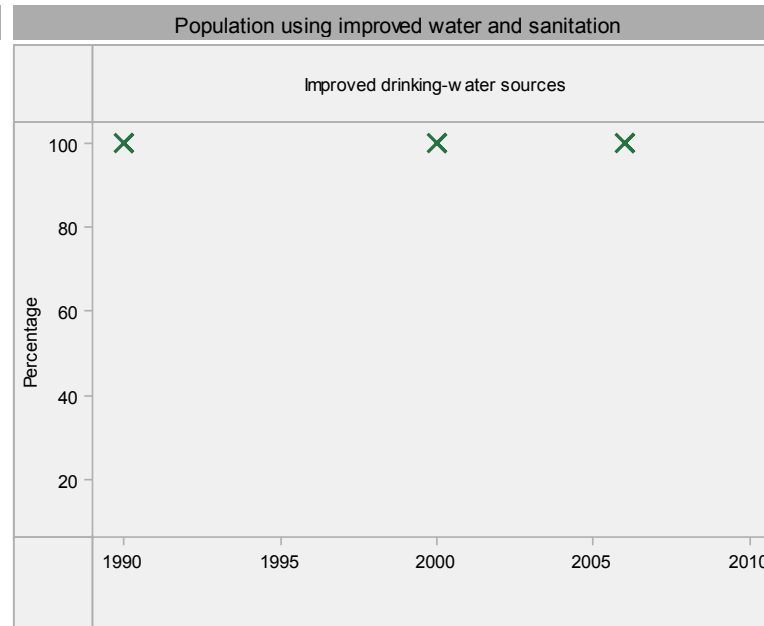
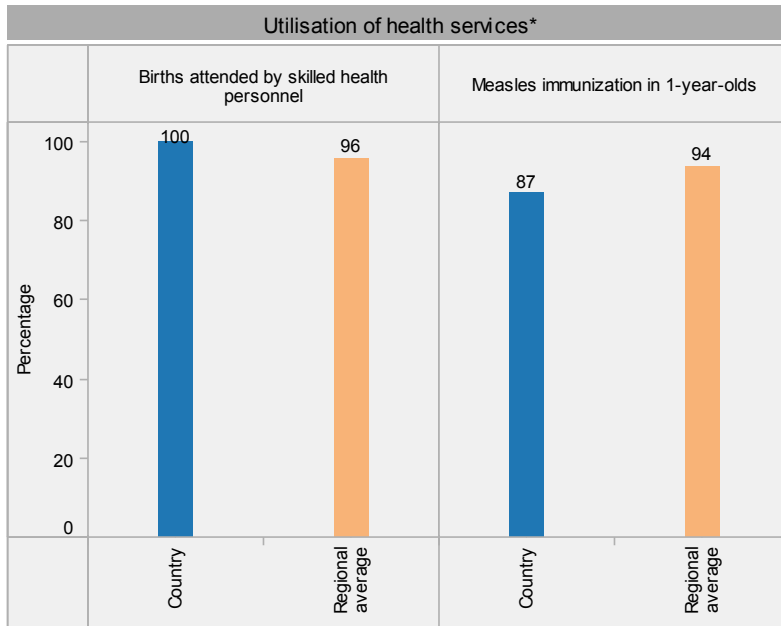
Under-5 mortality rate



Ireland: health profile



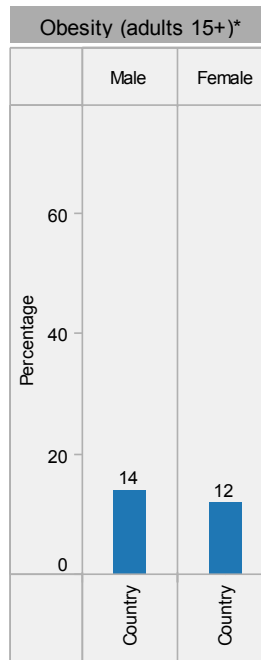
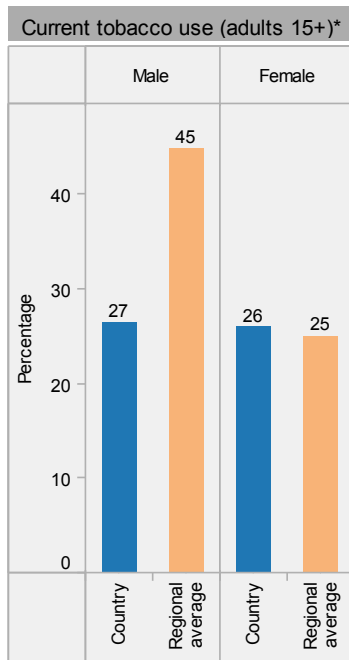
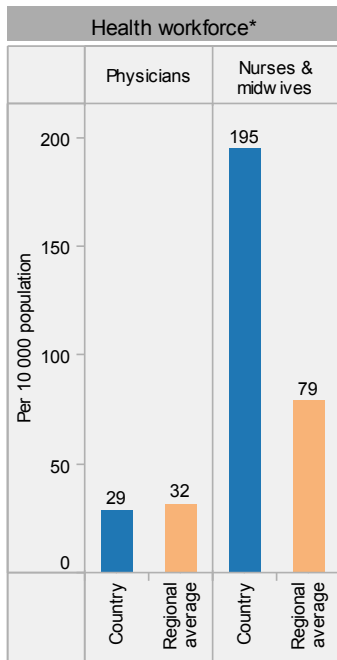
Ireland is located in the WHO European Region.



Place of residence
 X Urban

* Data refer to latest year available from 2000. For specific years and references, visit the Global Health Observatory at www.who.int/gho.

** For data sources and years, see the World Health Statistics 2009.



Inequities in health service utilization**

Inequities in mortality**